

2-Part Line





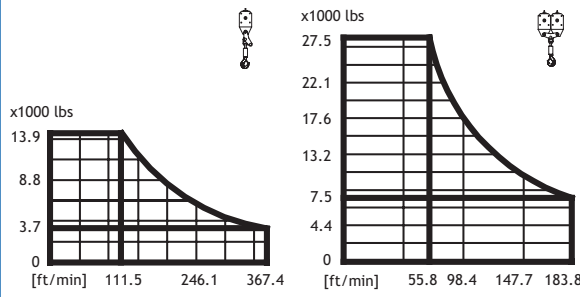


Hook Radius (ft.) 9'-4" (min.)	AVAILABLE JIB LENGTHS IN FEET						
	L7 229'-9"	L6 213'-13"	L5 197'-0"	L4 180'-6"	L3 164'-0"	L2 147'-9"	L1 131'-3"
65'-7"	13890	13890	13890	13890	13890	13890	13890
68'-11"	13890	13890	13890	13890	13890	13890	13890
72'-2"	13890	13890	13890	13890	13890	13890	13890
75'-6"	13890	13890	13890	13890	13890	13890	13890
82'-0"	13890	13890	13890	13890	13890	13890	13890
85'-4"	13890	13890	13890	13890	13890	13890	13890
88'-7"	13890	13890	13890	13890	13890	13890	13890
91'-10"	13890	13890	13890	13890	13890	13890	13890
98'-5"	13890	13890	13890	13890	13890	13890	13890
101'-8"	13890	13890	13890	13890	13890	13890	13890
105'-0"	13890	13890	13890	13890	13890	13890	13890
108'-3"	13890	13890	13890	13890	13890	13890	13890
111'-7"	13890	13890	13890	13890	13890	13890	13890
114'-10"	13890	13890	13890	13890	13890	13890	13890
121'-5"	13890	13890	13890	13890	13890	13890	13890
124'-8"	13890	13890	13890	13890	13890	13890	13890
127'-11"	13890	13890	13890	13890	13890	13890	13890
131'-3"	13650	13890	13890	13890	13890	13890	13890
134'-6"	13270	13890	13890	13890	13890	13890	
137'-9"	12900	13870	13890	13890	13890	13890	
141'-1"	12520	13490	13890	13890	13890	13890	
147'-8"	11860	12790	13890	13890	13890	13890	
150'-11"	11550	12460	13890	13890	13890		
154'-2"	11270	12150	13580	13890	13890		
157'-6"	10980	11840	13250	13890	13890		
160'-9"	10720	11550	12940	13650	13890		
164'-0"	10450	11270	12630	13340	13890		
167'-4"	10210	11000	12330	13030			
173'-11"	9720	10520	11770	12440			
177'-2"	9480	10280	11530	12170			
180'-5"	9310	10050	11270	11910			
183'-9"	9080	9830	11030				
187'-0"	8870	9610	10800				
190'-3"	8710	9420	10560				
193'-7"	8510	9220	10360				
196'-10"	8330	9020	10140				
200'-2"	8160	8840					
203'-5"	8000	8670					
206'-8"	7830	8490					
210'-0"	7670	8310					
213'-3"	7520	8160					
216'-6"	7390						
219'-10"	7230						
223'-1"	7100						
226'-5"	6990						
229'-8"	6840						

4-Part Line

Hook Radius (ft.) 12'-0" (min.)	AVAILABLE JIB LENGTHS IN FEET						
	L7 229'-9"	L6 213'-13"	L5 197'-0"	L4 180'-6"	L3 164'-0"	L2 147'-9"	L1 131'-3"
65'-7"	27560	27560	27560	27560	27560	27560	27560
68'-11"	26660	27560	27560	27560	27560	27560	27560
72'-2"	25290	27190	27560	27560	27560	27560	27560
75'-6"	24060	25860	27560	27560	27560	27560	27560
82'-0"	21940	23590	26280	27560	27560	27560	27560
85'-4"	21060	22650	25250	26680	27560	27560	27560
88'-7"	20240	21790	24300	25670	26790	26880	27560
91'-10"	19490	20970	23400	24720	25820	25870	27560
98'-5"	18100	19510	21760	23000	24030	24120	25360
101'-8"	17490	18830	21040	22230	23240	23310	24520
105'-0"	16910	18210	20350	21500	22470	22540	23730
108'-3"	16360	17620	19690	20820	21760	21810	22980
111'-7"	15830	17070	19070	20180	21080	21150	22250
114'-10"	15350	16540	18500	19560	20460	20510	21610
121'-5"	14440	15570	17420	18430	19270	19340	20370
124'-8"	14020	15130	16930	17930	18740	18810	19800
127'-11"	13630	14710	16470	17420	18230	18280	19250
131'-3"	13250	14310	16010	16960	17730	17790	18740
134'-6"	12880	13910	15590	16520	17270	17330	
137'-9"	12550	13540	15190	16070	16820	16870	
141'-1"	12220	13210	14800	15680	16410	16450	
147'-8"	11600	12550	14070	14910	15610	15660	
150'-11"	11310	12240	13740	14550	15240		
154'-2"	11050	11930	13410	14200	14880		
157'-6"	10780	11660	13100	13870	14530		
160'-9"	10520	11380	12790	13560	14200		
164'-0"	10280	11140	12500	13250	13890		
167'-4"	10030	10870	12240	12970			
173'-11"	9590	10410	11710	12410			
177'-2"	9390	10190	11470	12150			
180'-5"	9190	9970	11220	11910			
183'-9"	9000	9750	10980				
187'-0"	8800	9550	10760				
190'-3"	8620	9350	10560				
193'-7"	8450	9170	10340				
196'-10"	8270	9000	10140				
200'-2"	8110	8800					
203'-5"	7960	8640					
206'-8"	7810	8470					
210'-0"	7650	8310					
213'-3"	7500	8160					
216'-6"	7360						
219'-10"	7230						
223'-1"	7100						
226'-5"	6970						
229'-8"	6840						

P180000-EA-EN-SP-05-A 10/2017

Speeds

TROLLEY FU 8-160/4		0 to 290 fpm (0 to 808 m/min)	1 x 10.2 HP / 1 x 7.5 kW	
TRAVEL SR 10-190/3		0 to 100 fpm (0 to 30 m/min)	2 x 16.3 HP / 2 x 12.0 kW	
SWING KWB 120/4		0 to 1 rpm	2 x 11.4 HP / 2 x 8.4 kW	
FREQUENCY HOIST UNIT FU 45-63/5 (61.2 HP)			Max. Hook Heights ft./m	
			 	
			705(6 layers) 215	352 (6 layers) 107
		Total motor output approx.	130 HP	
		Without SR 10-190/3 approx.	95 HP	
		Connected Power	120 kVA	

Measured under nominal load at the turntable of the tower crane. Speeds and power calculated using 480 VAC @ 60 Hertz.

Power Requirements

FREQUENCY HOIST UNIT	480 Volts	3-phase	60-cycle	200 Amps
----------------------	-----------	---------	----------	----------

Dedicated power service recommended.

Counterweight

JIB LENGTH	L1	L2	L3	L4	L5	L6	L7
WEIGHT (LBS)	30,000	32,200	36,600	39,150	43,550	41,350	45,750
SMALL COUNTERWEIGHT	3	2	0	3	1	2	0
LARGE COUNTERWEIGHT	1	2	4	2	4	3	5

Small counterweight = 6950 lbs. Large counterweight = 9150 lbs. Allowable deviation +5%/-0%

Information contained in this specification sheet is of a general nature. Operator's manual should be consulted and adhered to.